

skillsforstudy

**Successful
study starts
here!**

Your guide to Skills for Study

skillsforstudy

About Skills for Study

Skills for Study will help your students develop the essential skills they require in order to succeed on their course, and beyond! The resource comprises 12 modules* which offer interactive activities, exercises and videos to help students strengthen their study skills, approach to personal development and employability.

How Skills for Study will support your students

Skills for Study guides students along their personalised learning journey, helping them to focus on their individual areas for development.

Your students can work through this versatile resource at their own pace, building their skills in crucial areas, from writing skills, critical thinking and time management, to research principles, personal development and employability.

Benefits for you and your colleagues



Allows staff to target skills gaps in large groups or amongst individual students by setting appropriate modules to complete outside of class.



Offers interactive activities and videos which can be incorporated into skills workshops or lesson plans by deep-linking.



Encourages independent study.



Frees up teaching time.



Supports students in taking ownership for their learning.

*Please note, you will only have access to those modules which form part of your subscription.

skillsforstudy

Your access options:

Institution Single Sign On

Single Sign On allows students to access the resource using their current college/university account details.

- No additional usernames/passwords for your students to remember.
- Provides access on and off campus.
- Users always arrive at the Skills for Study homepage.
- One-time registration is required when students access Skills for Study for the first time.

IP Range

IP access allows students to access the resource without logging in, via a device that is connected to a specified local network (e.g. your institution's campus Wi-Fi network).

- Users are required to create a personal username and password using their institution's email domain in order to save progress, carry out tests, bookmark pages or make journal notes.
- Once the username and password have been created, users can access the resource using these details without the need to be connected to the institution's IP range.
- IP access is not compatible with Single-Sign On or LTI, it must be the only access method chosen.

LTI Access

LTI lets users access Skills for Study from within your VLE/LMS. We currently support Blackboard, Canvas and Moodle integration.

- No additional login required.
- Allows deep-linking of resources so you can direct students to specific modules, sections or pages within Skills for Study.
- Scores can be passed back to your VLE/LMS gradebook.
- Requires LTI configuration setup by systems admin (one-time).
- Requires VLE content link(s) setup by advisor or instructor.

**Please contact your
Bloomsbury representative
or email us at:**

academic@bloomsbury.com

skillsforstudy

Customise your Skills for Study

Customising your Skills for Study subscription is a great way to ensure the resource feels familiar when your students access it. There are a couple of quick and easy steps that you can take to tailor Skills for Study for your students. You'll find the customisation options in the 'Edit appearance', 'Manage site content' and 'Module order' sections of your Administrator portal.

Branding

Add your logo and link to your website in the space in the top left of the homescreen. Images must be larger than 100 x 100 pixels and 2MB maximum file size.

Colour scheme

Choose an accent colour for Skills for Study which fits your institutional branding. All the available colours meet AA accessibility standards.

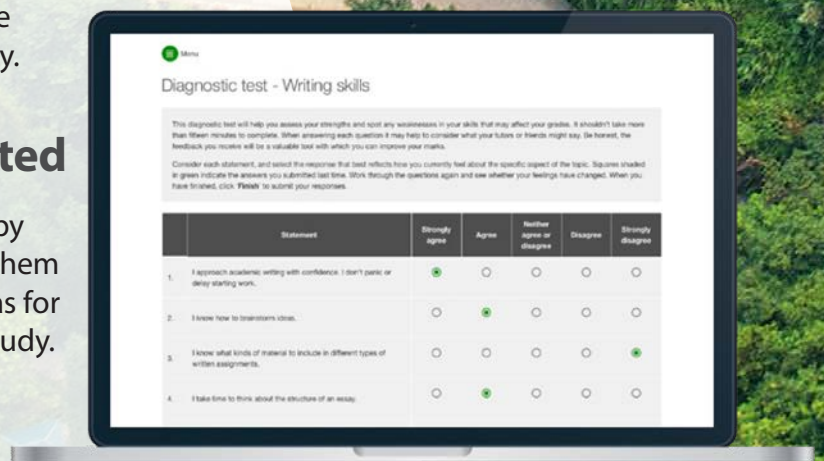
Add links to your institution's study skills resources, or support services from the Skills for Study homepage, individual pages and/or site-wide. This is a great way to ensure students are aware of all the resources available to them, and where to go for help if it's needed. You might also like to use this feature to link out to subject specific guidance, or highlight other related tools that are available to students.

There are a number of additional customisation options available. You can find details of these within your Administrator area of Skills for Study.

How to get your students started



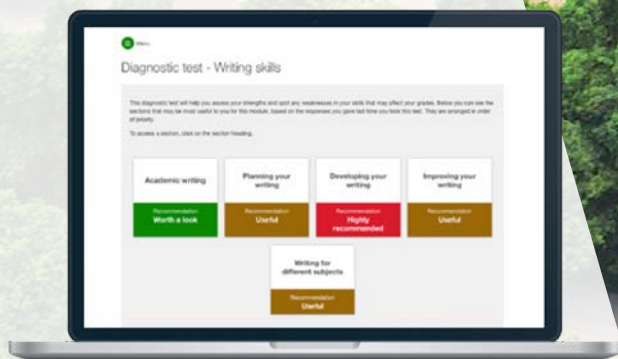
1. We always suggest students start by taking a **diagnostic test** to allow them to identify their strengths and areas for development, and to focus their study.



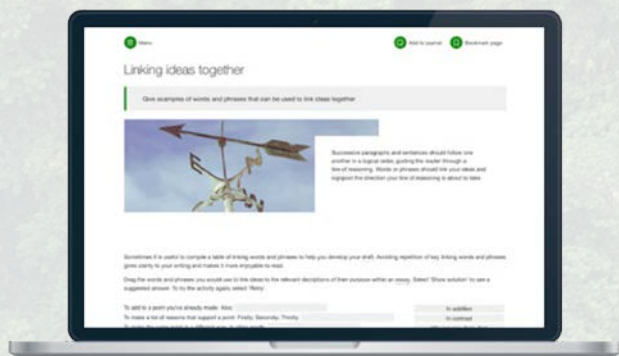
skillsforstudy



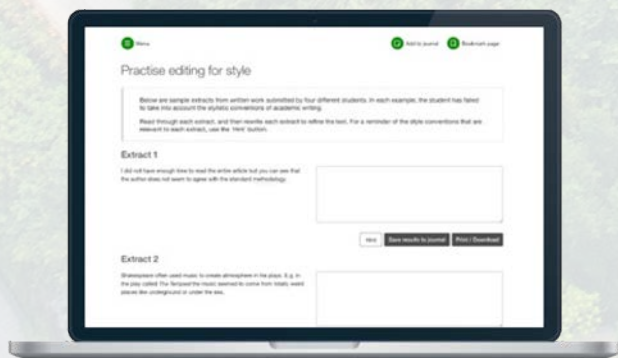
2. The **traffic light system** will highlight the content most helpful for each individual student.



3. Students work through the **interactive exercises, videos and activities** at their own pace.



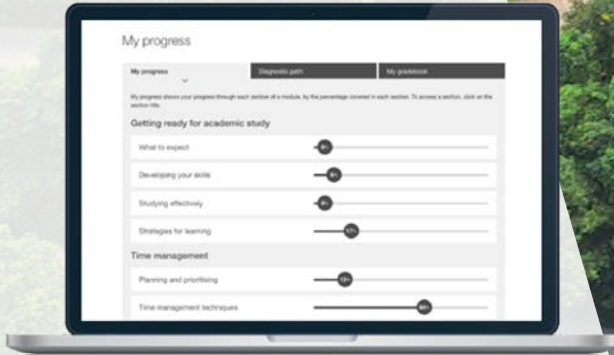
4. **Practice activities** help reinforce new skills.



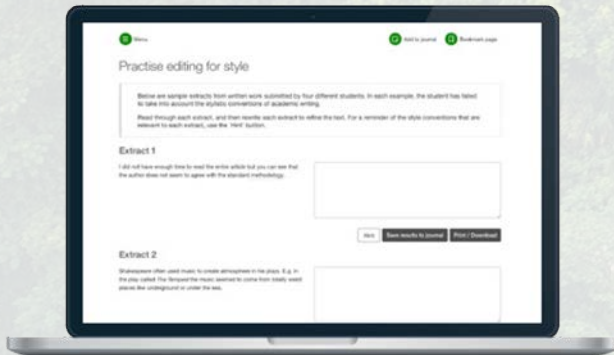
skillsforstudy



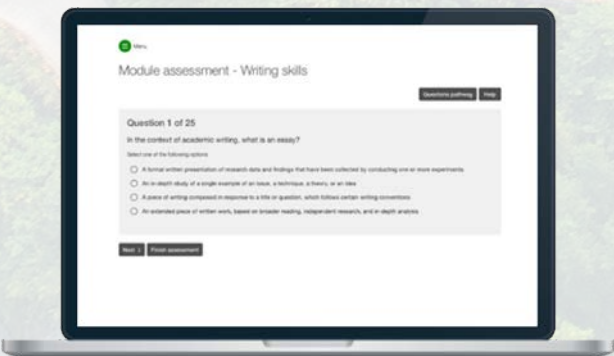
5. **Progress** can be tracked and/or monitored by staff.



6. Reflections and notes can be saved within **My journal**.



7. Each module ends with a **Skills assessment** and **Module assessment** to check understanding.



skillsforstudy

Tips for spreading the word at your institution



1 Make links to Skills for Study clear and highly visible on your website and VLE/LMS. Use our logo and/or include some text explaining how Skills for Study can help students, and how they access the resource.



2 Integrate Skills for Study into academic and/or study skills modules.



3 Advertise in key areas on campus—libraries, canteens, welcome fairs, staff rooms and plasma screens.



4 Send emails and reminders to staff and students with links to the resource.

Other ideas for promoting your subscription

- Display print and digital promotional materials. We supply you with a range of assets to help.
- Identify your social media channels and post links regularly.
- Create a screencast or video demo that you can promote at key times of the academic year.
- Appoint staff champions to lead the initiative in departments.
- Think about recruiting student reps—it's great for their CV and driving usage.
- Engage student societies with the resource. They can be great groups to pilot your approach.
- Accredit usage in university initiatives such as skills awards and employability schemes. Digital badges for completion can also work.
- Run staff and student feedback sessions, workshops or webinars to see how they are making the most of it.
- Keep in touch with your Bloomsbury representative as they can help with ideas and share new case studies.



skillsforstudy

Implementation Success Checklist

Make sure you're getting the most out of Skills for Study with this checklist.

Set up

- Sign and return the Digital License Agreement—this typically involves your legal department and can take up to eight weeks.
- Organise your technical set up with Bloomsbury and your internal IT/Library teams.

Pre-launch

- Arrange an internal staff briefing to familiarise your colleagues with Skills for Study.
- Organise staff training sessions.
- Appoint staff key users/project champions.
- Identify study skills modules across the institution.
- Match Skills for Study activities to content covered in study skills modules to embed them into course curriculums.
- Deep-link to Skills for Study from relevant VLE/LMS and webpages.
- Plan your communications strategy to encourage student uptake.

Start of term

- Present Skills for Study to students in library or course induction sessions, or study skills workshops.
- Email students and signpost your links to Skills for Study.
- Launch your promotional activity.

skillsforstudy

During term

- Add to relevant meeting agendas as a regular point of discussion.
- Track student engagement with Skills for Study.
- Maintain internal communications throughout the year to drive usage.
- Review usage stats to check engagement levels.
- Collect staff and student feedback to address any issues

End of term/End of year

- Further review usage stats and data.
- Run staff and student feedback surveys and/or focus groups.
- Feedback staff and student comments to Bloomsbury to help inform future developments.
- Share staff and student success stories with key stakeholders.
- Meet with your Bloomsbury representative to share your experience and feedback.

Did you know?

Skills for Study is based on the work of Stella Cottrell, bestselling author of *The Study Skills Handbook*.

Access your Skills for Study administrator portal.
Visit www.skillsforstudy.com/admin



Find out more

Start exploring today at:
www.skillsforstudy.com

See our full range of digital learning resources and textbooks at:
www.bloomsbury.com/uk/discover/bloomsbury-digital-resources