



B L O O M S B U R Y 

skillsforstudy

BRIDGING THE GAP FROM
SCHOOL TO HIGHER EDUCATION,
SUCCESSFUL STUDY STARTS HERE!


- ➔ **About Skills for Study** 2
- ➔ **Access options** 3
- ➔ **Customise the product** 4
- ➔ **How to get your students started** 5
- ➔ **How to get the most from your subscription** 6


ABOUT SKILLS FOR STUDY


Skills for Study offers an interactive and personalised solution to help students hone their academic skills and develop the skills required by employers. The resource is based on the work of Stella Cottrell, bestselling author of *The Study Skills Handbook*.


This flexible product, which offers guidance on 12 core skills, can be integrated into courses, built into workshops or skills sessions, and used for self-study. Please note, you will only have access to those modules which form part of your subscription.


Benefits of Skills for Study

 Allows you to target skills gaps within the student population

 Encourages independent study

 Frees up teaching time

 Improves the quality of assignments

 Is a first port of call for students in need

ACCESS OPTIONS

Institution Single Sign-On

Single Sign-On allows students to access the resource using their current college/university account details.

- No additional usernames/passwords for your students to remember.
- Provides access on and off campus.
- One-time registration is required when students access Skills for Study for the first time.

IP Range

IP access allows students to access the resource without logging in, via a device that is connected to a specified local network (e.g. your institution's campus Wi-Fi network).

- Users are required to create a personal username and password using their institution's email domain in order to save progress, carry out tests, bookmark pages, or make journal notes.
- Once the username and password have been created, users can access the resource using these details without the need to be connected to the institution's IP range.
- IP access is not compatible with Single Sign-On or LTI, it must be the only access method chosen.

LTI Access

LTI lets users access Skills for Study from within your VLE/LMS. We currently support Blackboard, Canvas, and Moodle integration.

- No additional login required.
- Allows deep-linking of resources so you can direct students to specific modules, sections, or pages within Skills for Study.
- Scores can be passed back to your VLE/LMS gradebook.
- Requires LTI configuration set-up by systems admin (one-time).
- Requires VLE content link(s) set-up by advisor or instructor.

Please contact your Bloomsbury representative or email us at:
OnlineSalesUK@bloomsbury.com
OnlineSalesUS@bloomsbury.com
OnlineSalesANZ@bloomsbury.com



CUSTOMISE THE PRODUCT

Customising your Skills for Study subscription is a great way to ensure the resource feels familiar when your students access it. There are a couple of quick and easy steps that you can take to tailor Skills for Study for your students. You'll find the customisation options in the 'Edit appearance', 'Manage site content', and 'Module order' sections of your Administrator portal.

Branding

Add your logo and link to your website in the space in the top left of the homescreen. Images must be larger than 100 x 100 pixels and 2MB maximum file size.

Colour scheme

Choose an accent colour for Skills for Study which fits your institutional branding. All the available colours meet AA accessibility standards.

Links

Add links to your institution's study skills resources or support services from the Skills for Study homepage, individual pages, and/or site-wide. This is a great way to ensure students are aware of all the resources available to them, and where to go for help if it's needed. You might also like to use this feature to link out to subject specific guidance, or highlight other related tools that are available to students.

There are a number of additional customisation options available. You can find details of these within your Administrator area of Skills for Study.



HOW TO GET YOUR STUDENTS STARTED

- › Get students to take a diagnostic test – this allows them to identify their strengths and areas for development, and to focus their study.
- › The colour-coded system will highlight the content most helpful for each individual student.
- › Students work through the interactive exercises, videos, articles, blog posts, and activities at their own pace.
- › Practice activities to help reinforce new skills.
- › Progress can be tracked and/or monitored by staff.
- › Reflections and notes can be saved within My journal.
- › Each module ends with a Skills assessment and Module assessment to check understanding.



HOW TO GET THE MOST FROM YOUR SUBSCRIPTION

- 1 Spread the word among key contacts within your institution.
 - Get key users to fill out **this contact form** so the Skills for Study team can reach out with updates and advice.
- 2 Make Skills for Study highly visible in the VLE and library web pages.
- 3 Print posters and display these in prominent pages.
- 4 Customise Skills for Study.
- 5 Let the Student Union know.
- 6 Show lecturers how they can embed links to specific Skills for Study resources within their modules.
- 7 Consider requiring all students to complete parts of the resource.
- 8 Make use of Skills for Study in workshops and group sessions.
- 9 Collect feedback from staff/students.
- 10 Monitor usage and engagement.

Find out more about these steps at skillsforstudy.com/how-get-most-skills-study



BLOOMSBURY 
skillsforstudy

Start exploring today at: www.skillsforstudy.com

See our full range of digital learning resources and textbooks at:
www.bloomsbury.com/discover/bloomsbury-digital-resources

BLOOMSBURY
DIGITAL RESOURCES 